

# Scottie Go!

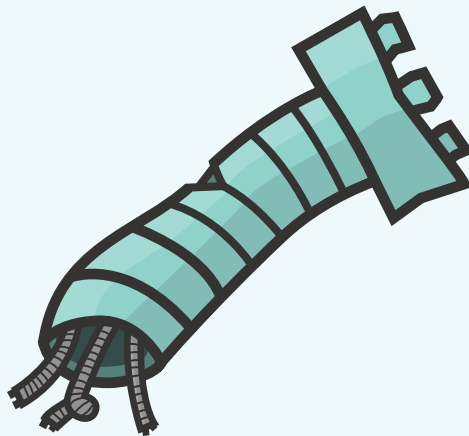


## STUDENT'S REPORT CARD

PLAYER

GROUP

CLASS

### 1. EUROPE I



# Scottie Go!


## STUDENT'S REPORT CARD

PLAYER

GROUP

CLASS

### 2. EUROPE II



-----  
-----


-----  
-----



-----  
-----

-----  
-----

-----  
-----



-----  
-----




-----  
-----

-----  
-----

-----  
-----

## 3. SOUTH AMERICA



Tracing practice for the number 3. The page features a large number 3 formed by dashed lines, with smaller numbers 3 also formed by dashed lines. Each number 3 is accompanied by three stars above it. The tracing paths are designed to be followed from top to bottom. At the bottom right, there is an illustration of a blue and teal rocket ship.

# Scottie Go!

## STUDENT'S REPORT CARD

PLAYER \_\_\_\_\_

GROUP \_\_\_\_\_

CLASS \_\_\_\_\_

### 4. NORTH AMERICA I

A tracing activity for the number 4, titled "4. NORTH AMERICA I". The page features two large, identical dashed outlines of the number 4 for tracing. Each number 4 has four sets of three stars: one set at the top, one on the right side, one at the bottom, and one on the left side. Below each number 4 are two horizontal dashed lines for writing. To the left of the bottom-left number 4 is a small illustration of a green robot component. To the left of the bottom-right number 4 is a larger illustration of a blue robot head with two antennae. At the bottom of the page, there are two more sets of three stars, each positioned above a circle, with two horizontal dashed lines for writing below each set.

# Scottie Go!



STUDENT'S REPORT CARD

PLAYER

GROUP

CLASS

## 5. ANTARCTICA



# Scottie Go!


## STUDENT'S REPORT CARD

PLAYER

GROUP

CLASS

### 6. ASIA



Tracing practice area for the number 6. It features a large dashed outline of the number 6 with three stars above it and three stars to its left. Below this are several smaller dashed outlines of the number 6, each with three stars above it and three stars to its left. Each number 6 is followed by two horizontal dashed lines for writing practice. At the bottom left is an illustration of a yellow lightbulb with a blue base.

# Scottie Go!



STUDENT'S REPORT CARD

PLAYER

GROUP

CLASS

## 7. AUSTRALIA I



# Scottie Go!



STUDENT'S REPORT CARD

PLAYER

GROUP

CLASS

## 8. AUSTRALIA II





# Scottie Go!


STUDENT'S REPORT CARD

PLAYER


GROUP

CLASS

## 9. NORTH AMERICA II



A large tracing exercise for the number 9. It consists of four rows of dashed lines forming the shape of the number 9. Each row starts with a solid black circle on the left. Above each row are three stars. Below each row are two horizontal dashed lines. The tracing path follows the top curve of the 9, then goes down the right side, and finally curves back to the left to complete the top curve.



# Scottie Go!

## STUDENT'S REPORT CARD

PLAYER

GROUP

CLASS

### 10. AFRICA

